

SERVICE VALVE

With ISO-fitting for PE pipe both ends



Design features

- Resilient seated gate valve with smooth straight-through bore
- For PE pipes according to EN 12201 and DIN 8074 | up to PN16; up to 30° C medium temperature
- **No. 2630: Sealing system:** the contact between wedge and body is friction free. Therefore no scuffing or abrasion of the wedge
- All parts made of corrosion free materials
- Maximum spindle torque: 80 Nm
- Technical details ISO-fitting see page K 3/1

Standard version: without handwheel and extension spindle

Special versions: on request

Suitable accessories

Suitable accessories: see page J 1/2

Handwheel:		No. 7800
Extension spindle:	rigid	No. 9101
	telescopic	No. 9601
Surface box:	rigid	No. 1550, No. 1650
	telescopic:	No. 1850, No. 1851K
Spindle extension :	No. 7820	
Sealing cap:	No. 2156, No. 2157, No. 2158	
Chamfering tool:	No. 6000	
Saddle blade:	No. 6010	
Pipe cutter:	No. 6050	
Mounting spray:	No. 3443	

No. 2600




No. 2630



Order No.	Version	MOP (PN)	Dimensions/DN					
			1/2"	3/4"	1"	1 1/4"	1 1/2"	2"
2600	Made of ductile iron	16						
2630	Made of POM							

Both valves can be adapted for PVC pipe with carborundum grip ring at extra cost

Application example



SERVICE VALVE

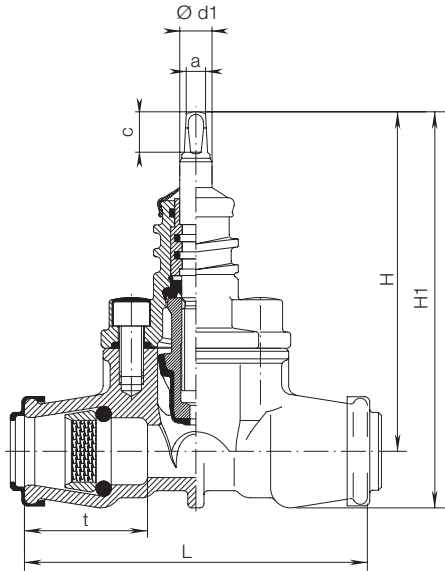
With ISO-fitting for PE pipe both ends



Service valve, ductile iron

ISO-fitting for PE pipe both ends

No. 2600

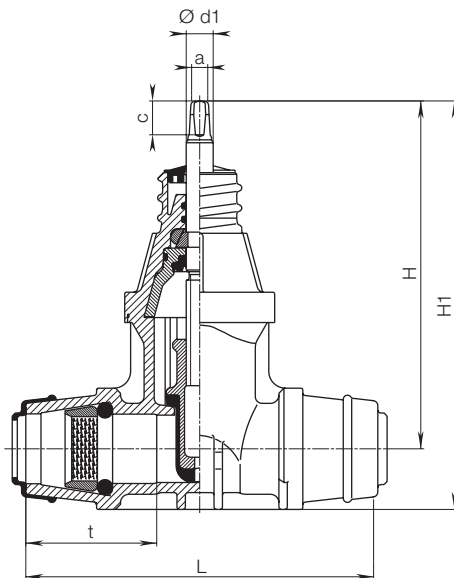


DN	Ø pipe ext.	Valves				Spindle			Weight
		t	L	H	H1	a	c	Ø d1	
¾"	25	52	165	164	187	10,3	20	16	2,30
1"	32	61	170	164	192				2,33
1¼"	40	76	220	200	235				4,00
1½"	50	91	232	200	240				4,10
2"	63	103	270	219	267				7,00

Service valve, POM

ISO-fitting for PE pipe both ends

No. 2630



DN	Ø pipe ext.	Valves				Spindle			Weight
		t	L	H	H1	a	c	Ø d1	
½"	20	43	125	178	200	10,3	20	16	0,85
¾"	25	52	152	177	205				0,85
1"	32	63	174	177	205				0,95
1¼"	40	78	208	205	241				1,50
1½"	50	92	246	205	247				1,65
2"	63	100	261	221	271				2,10