

# SERVICE VALVE

With internal and external threads / ISO-fitting



## Design features

- Resilient seated gate valve with smooth straight-through bore
- Internal thread ISO 228, external thread EN 10226-1
- Service valve fitted with a corrosion protection ring to prevent corrosion
- For service valves with external thread, the free lying threads must be protected against corrosion according to the trade regulations after assembly
- **No. 2800:** Internal thread for assembly of a drilling machine for drilling under pressure
- For PE-pipes according to EN 12201 and DIN 8074 | to PN 16; up to 30° C medium temperature  
Pipe guide nipple serves for precise guidance of the PE pipe and as corrosion protection of the internal thread

**Standard version:** without handwheel and extension spindle

**Special versions:** on request

## Material | Technical features

- **Body and bonnet** made of ductile iron
- **Corrosion protection ring** made of elastomer
- **Pipe guide nipple** made of PE

## Suitable accessories


**Suitable accessories:** see page J 1/2

Handwheel:		No. 7800
Extension spindle:	rigid	No. 9101
	telescopic	No. 9601
Surface box:	rigid	No. 1550, No. 1650
	telescopic:	No. 1850, No. 1851K
Spindle extension:	No. 7820	
Sealing cap:	No. 2156, No. 2157, No. 2158	
Chamfering tool:	No. 6000	
Saddle blades:	No. 6010	
Pipe cutter:	No. 6050	
Mounting spray:	No. 3443	
Drilling machine:	No. 5800, No. 5805	

## No. 2520



## No. 2800




STRUCTURE of grip ring for PE pipes



Order No.	Version	MOP (PN)	Dimensions/DN			
			1"	1¼"	1½"	2"
2520	1 internal thread	16				
	1 external thread					
2800	1 external thread					
	1 ISO-fitting for PE pipe 1 internal thread					

No. 2800 can be adapted for PVC pipe with carborundum grip ring at extra cost

## Application example



# SERVICE VALVE

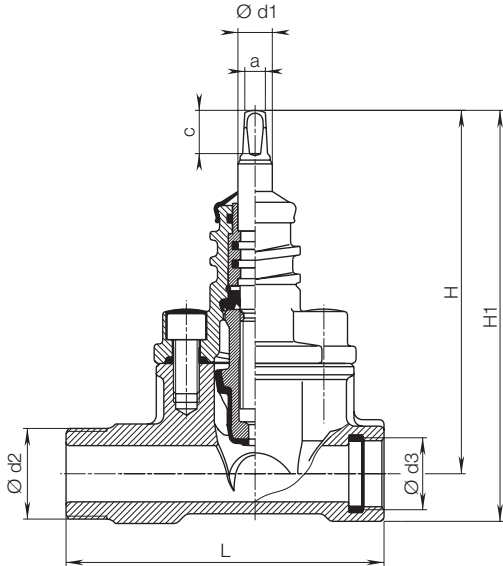
With internal and external threads / ISO-fitting



## Service valve, ductile iron

With one internal thread ISO 228 and one external thread EN 10226-1

### No. 2520

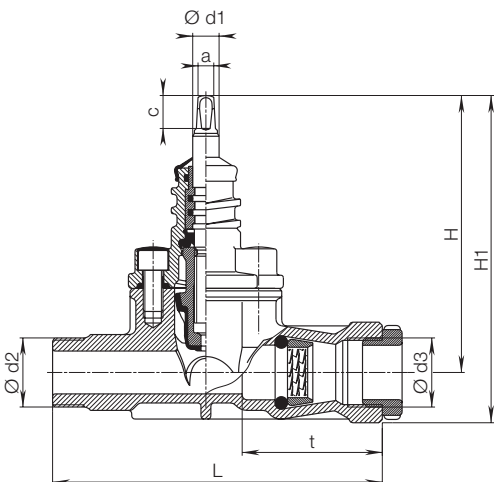


DN	Valve					Spindle			Weight
	Ø d2	Ø d3	L	H	H1	a	c	Ø d1	
1"	1¼"	1"	148	164	191	10,3	20	16	2,40
1¼"	2"	1¼"	167	200	234				3,80
1½"	2"	1½"	167	200	238				4,00
1½"	1½"	1½"	167	200	238				4,00
2"	2"	2"	172	219	264				4,60

## Service valve, ductile iron

1 external thread EN 10226-1, 1 ISO-fitting, 1 internal thread ISO 228

### No. 2800



DN	Valve						Spindle			Weight
	Ø d2	Ø d3	t	L	H	H1	a	c	Ø d1	
1"	1¼"	1¼"	85	200	164	193	10,3	20	16	2,72
1¼"	2"	1½"	101	245	200	234				4,46
1½"	2"	2"	121	255	200	239				4,90
2"	2"	2½"	137	264	219	267				6,81